



Learning Center

Location/Date/Time

Methodist Women's Medical Office Building (MOB), 2nd Floor, Abbott Room, 717 North 190th Plaza, Omaha, NE 68022
Thursday, June 11, 2026, or
Thursday, October 15, 2026
8:30am – 3:00pm

Presented by

Anna Holcomb, DNP, Neonatal Nurse Practitioner, Methodist Women's Hospital

Julie Krska, APRN, Neonatal Nurse Practitioner, Methodist Women's Hospital

Brenda Farris, APRN, Neonatal Nurse Practitioner, Methodist Women's Hospital

Cynthia Japp, APRN-CNS, MS, NICU Outreach Coordinator, Methodist Women's Hospital

Handouts

To access the handouts please refer to your program registration confirmation email.

Advanced NICU Fellowship: Integrative Approaches to Neonatal Fluid and Electrolyte Management, Lab Interpretation, and Cardiac Care (Day 1)

Program Details

The purpose of this course is to provide knowledge related to caring for preterm infants in the NICU setting. Topics include Neonatal Fluid and Electrolyte Management, Interpreting Neonatal Labs, and cardiac care.

Key Points:

- Management of hypotension in the extreme preterm infant
- Management of the infant during intensive procedures such as exchange transfusions and whole body cooling
- Values for common neonatal lab tests
- Management of common fluid and electrolyte imbalances
- Assessment of neonatal infections

Agenda (CST)/Contact Hours

- 8:30am-8:45am: Welcome and Overview-Cynthia Japp
- 8:45am-9:45am: Cardiac Considerations-Julie Krska (1.0 CH)
- 9:45am-10:15am: Advanced NICU Cares & Procedures-Cynthia Japp (0.5 CH)
- 10:15am-10:30am: Break
- 10:30am-11:45 am: Fluid and Electrolytes-Brenda Ferris (1.25 CH)
- 11:45am-12:15pm: Lunch (on your own)
- 12:15pm-1:45pm: Interpreting Neonatal Labs-Anna Holcomb (1.5 CH)
- 1:45pm-2:45pm: Neonatal Infections & Escape Room-Cynthia Japp (1.0 CH)
- 2:45pm-3:00pm: Course Wrap Up and Q&A (0.25)



Advanced NICU Fellowship: Integrative Approaches to Neonatal Fluid and Electrolyte Management, Lab Interpretation, and Cardiac Care (Day 1)

Learning Center

Upcoming Programs

To learn more about our live events & online programs, please click the link or scan the QR code:
<https://www.methodistcollege.edu/learning-center>






Connect with Us

Subscribe to our emails and newsletters for more information about online & upcoming live continuing education opportunities from Nebraska Methodist College at <https://www.methodistcollege.edu/lc-subscribe>, or scan:



Nebraska Methodist College Learning Center
720 N. 87th Street
Omaha, NE 68114
LC@methodistcollege.edu
<https://www.methodistcollege.edu/learning-center>

-  "NMC Center Professional Development"
-  @nmcprofdevCE
-  Nebraska Methodist College Learning Center

Program Disclosures

Provider Approval Statements: Nebraska Methodist College Learning Center is approved with distinction as a provider of nursing continuing professional development by the VTL Center for Professional Development, an accredited approver by the American Nurses Credentialing Center's Commission on Accreditation.

Successful Completion Requirements: In order to obtain contact hours or continuing education credit for this educational activity, participants are required to complete stated requirements:

- Attendance at the entire activity
- Completion/submission of evaluation form within 7 days of the program
- A link to access your certificate will be automatically generated and emailed to you within 24 hours of completing all requirements. Or, you can go to our website: www.methodistcollege.edu/pd, click "Account Login" on the top right side of the page, log in to your account, and click "Certificates."

Relevant Financial Relationships with an Ineligible Company: No relevant financial relationships were identified for planners or presenters. All content provided here is for educational and informational purposes only and is not intended as a substitute for individualized professional medical advice, diagnosis, or treatment. Nothing contained herein establishes or shall be used to establish a standard of care.