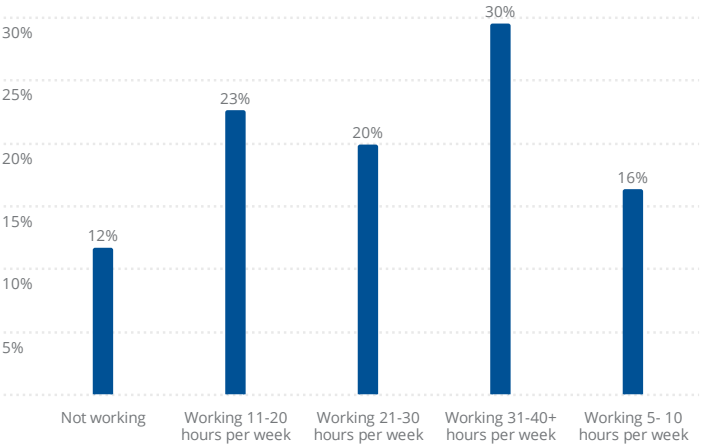


Student Success, Engagement & Satisfaction

Student Success

Employed while in school: 393

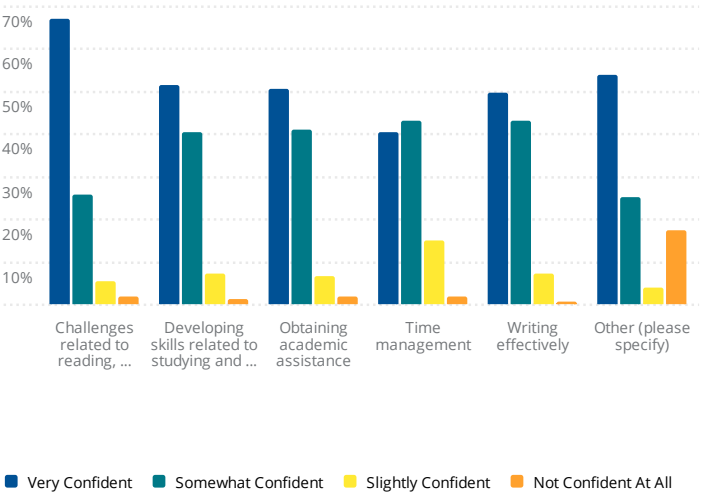


Employed while in school: 393

Employed while in school:	Percent	Count
Not working	12%	46
Working 5- 10 hours per week	16%	64
Working 11-20 hours per week	23%	89
Working 21-30 hours per week	20%	78
Working 31-40+ hours per week	30%	116

Academic Concerns: What is your level of confidence with the below.

285

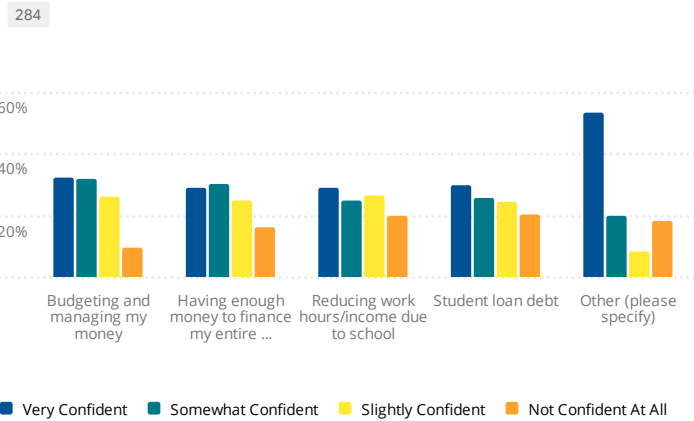


Academic Concerns: What is your level of confidence with the below.

285

Academic Concerns	Very Confident	Somewhat Confident	Slightly Confident	Not Confident At All	Avg
Challenges related to reading, writing, or learning in the English language	67%	26%	5%	2%	3.6
Developing skills related to studying and note-taking	51%	40%	7%	1%	3.4
Obtaining academic assistance	51%	41%	7%	2%	3.4
Other (please specify)	54%	25%	4%	18%	3.2
Time management	40%	43%	15%	2%	3.2
Writing effectively	50%	43%	7%	0%	3.4

Financial Concerns: What is your level of confidence with the below?

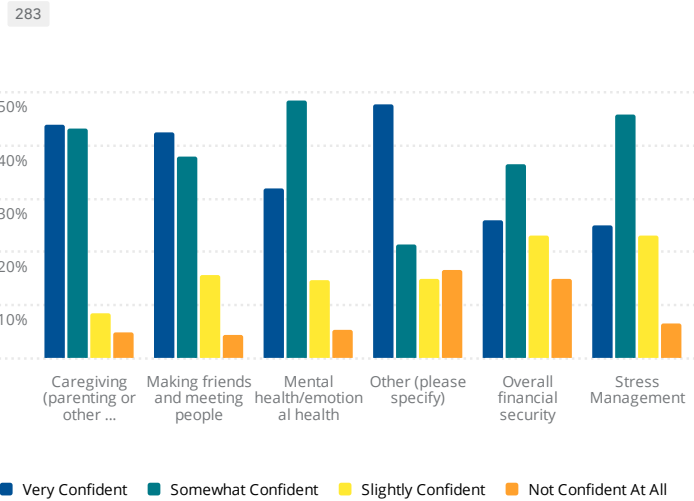


Financial Concerns: What is your level of confidence with the below?

284

Financial Concerns	Very Confident	Somewhat Confident	Slightly Confident	Not Concerned At All	Avg
Budgeting and managing my money	32%	32%	26%	9%	2.9
Reducing work hours/income due to school	29%	25%	26%	20%	2.6
Having enough money to finance my entire program	29%	30%	25%	16%	2.7
Student loan debt	30%	26%	24%	20%	2.7
Other (please specify)	54%	20%	8%	18%	3.1

Other College Concerns: What is your level of confidence with the below?



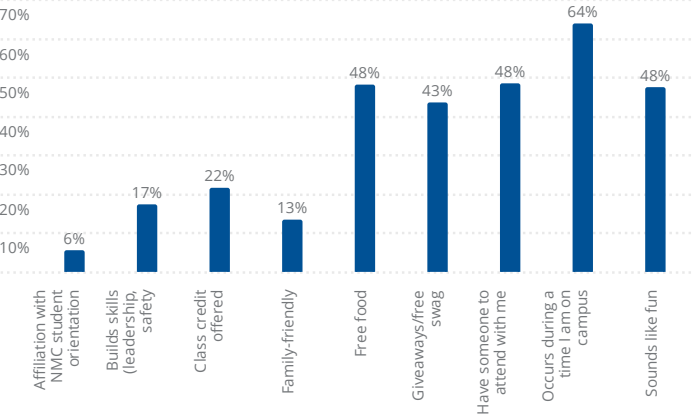
Other College Concerns: What is your level of confidence with the below?

283

Other Concerns	Very Confident	Somewhat Confident	Slightly Confident	Not Confident At All	Avg
Caregiving (parenting or other caretaking)	44%	43%	8%	5%	3.3
Making friends and meeting people	42%	38%	16%	4%	3.2
Mental health/emotional health	32%	48%	15%	5%	3.1
Other (please specify)	48%	21%	15%	16%	3.0
Overall financial security	26%	36%	23%	15%	2.7
Stress Management	25%	46%	23%	6%	2.9

Student Engagement & Belonging

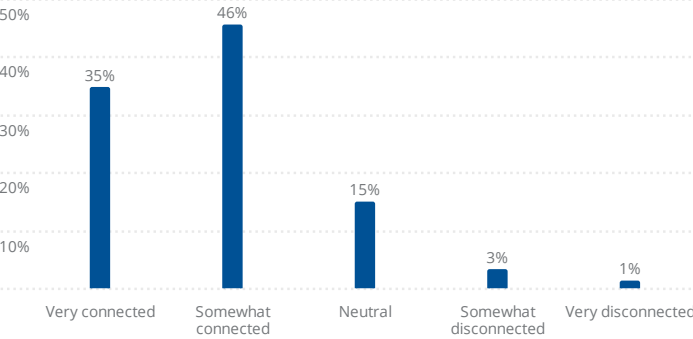
What factors do you prioritize when deciding whether to attend an NMC event? (select up to 3) 267



What factors do you prioritize when deciding whether to attend an NMC event? (select up to 3) 267

Factors	%	#
Occurs during a time I am on campus	64%	170
Free food	48%	128
Have someone to attend with me	48%	129
Giveaways/free swag	43%	116
Sounds like fun	48%	127
Class credit offered	22%	58
Builds skills (leadership, communication, safety, wellness)	17%	46
Family-friendly	13%	36
Affiliation with NMC student orientation	6%	15

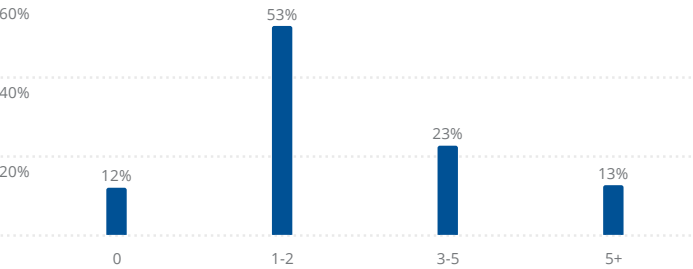
How would you describe your sense of belonging and connection to the NMC community? 281



How would you describe your sense of belonging and connection to the NMC community? 281

Choices	%	#
Very connected	35%	98
Somewhat connected	46%	128
Neutral	15%	42
Somewhat disconnected	3%	9
Very disconnected	1%	4

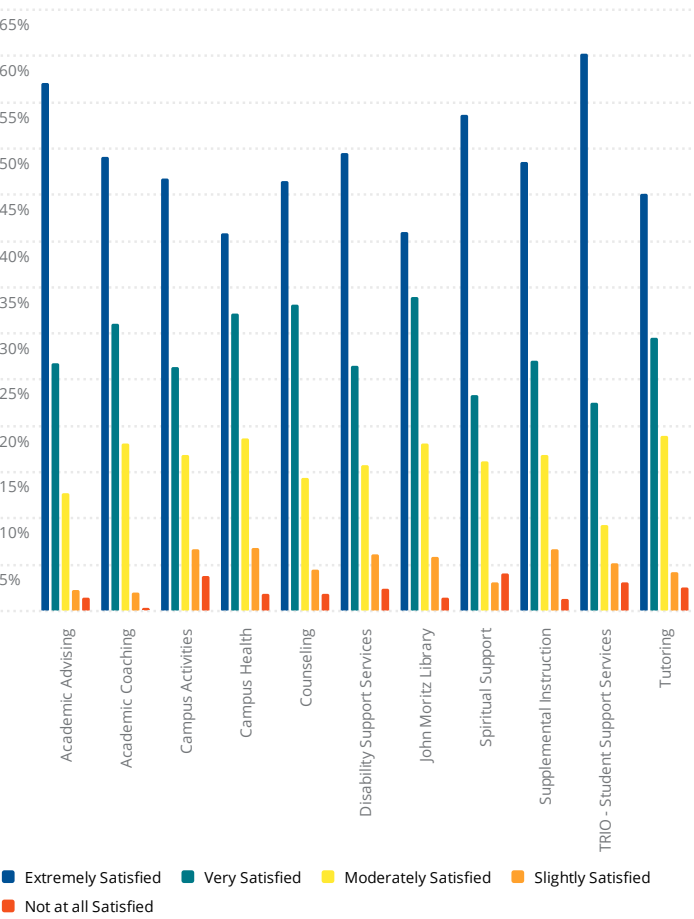
How many NMC faculty or staff members do you share a meaningful connection with: 279



How many NMC faculty or staff members do you share a meaningful connection with: 279

Range Choice	%	#
0	12%	33
1-2	53%	148
3-5	23%	63
5+	13%	35

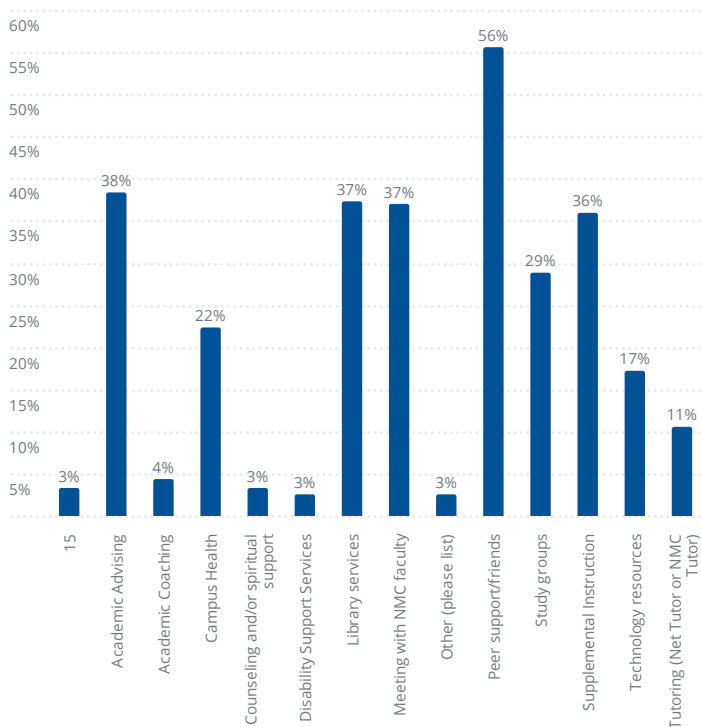
For each student service you have utilized, how satisfied are you with your experience? (Please only rate the services you have personally utilized, choose N/A if you have not utilized a service.) 278



For each student service you have utilized, how satisfied are you with your experience? 278

Services	Not at all Satisfied	Slightly Satisfied	Moderately Satisfied	Very Satisfied	Extremely Satisfied	Avg
Academic Advising	1%	2%	13%	27%	57%	4.4
Academic Coaching	0%	2%	18%	31%	49%	4.3
Campus Activities	4%	7%	17%	26%	47%	4.1
Campus Health	2%	7%	19%	32%	41%	4.0
Counseling	2%	4%	14%	33%	46%	4.2
Disability Support Services	2%	6%	16%	27%	49%	4.1
John Moritz Library	1%	6%	18%	34%	41%	4.1
Spiritual Support	4%	3%	16%	23%	54%	4.2
Supplemental Instruction	1%	7%	17%	27%	49%	4.1
TRIO - Student Support Services	3%	5%	9%	22%	60%	4.3
Tutoring	2%	4%	19%	30%	45%	4.1

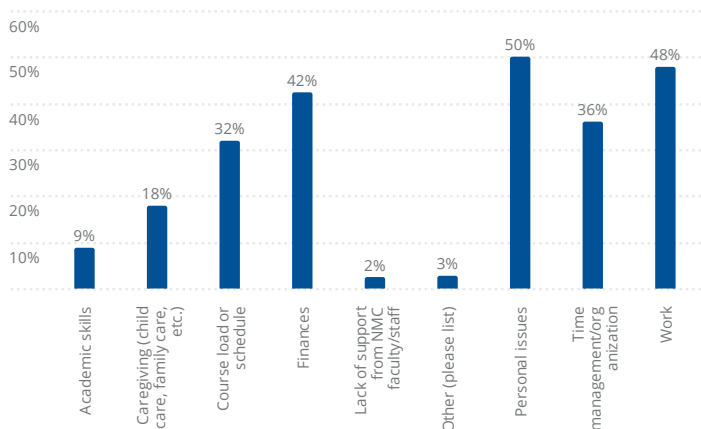
What NMC resources have contributed most to your academic success (select up to 4) 273



What NMC resources have contributed most to your academic success (select up to 4) 273

Resources	%	#
15	3%	9
Academic Advising	38%	105
Academic Coaching	4%	12
Campus Health	22%	61
Counseling and/or spiritual support	3%	9
Disability Support Services	3%	7
Library services	37%	102
Meeting with NMC faculty	37%	101
Other (please list)	3%	7
Peer support/friends	56%	152
Study groups	29%	79
Supplemental Instruction	36%	98
Technology resources	17%	47
Tutoring (Net Tutor or NMC Tutor)	11%	29

The following were obstacles to my success at NMC this semester (select up to 3) 253



The following were obstacles to my success at NMC this semester (select up to 3) 253

Obstacles	%	#
Academic skills	9%	22
Caregiving (child care, family care, etc.)	18%	45
Course load or schedule	32%	81
Finances	42%	107
Lack of support from NMC faculty/staff	2%	6
Other (please list)	3%	7
Personal issues	50%	127
Time management/organization	36%	91
Work	48%	121