

Culture

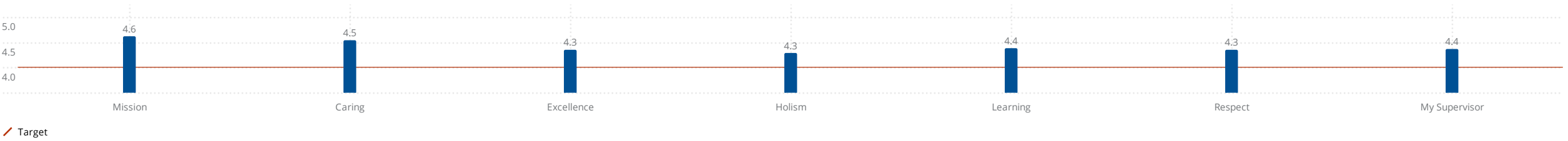
The Culture Audit Survey is used to help us focus on our College staying true to our Mission and Core Values. Our goal is to exceed a 4.0 rating in all areas,

Culture Areas: 104



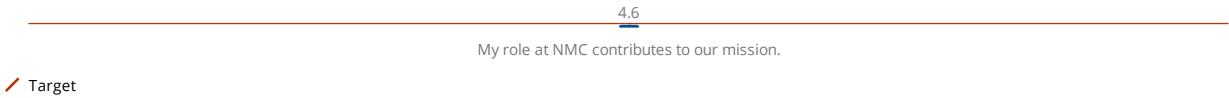
| | |
|---------------|------|
| Mission | 4.62 |
| Caring | 4.54 |
| Excellence | 4.35 |
| Holism | 4.29 |
| Learning | 4.39 |
| Respect | 4.34 |
| My Supervisor | 4.37 |

Culture Areas: 104



MISSION

I feel at NMC: 104



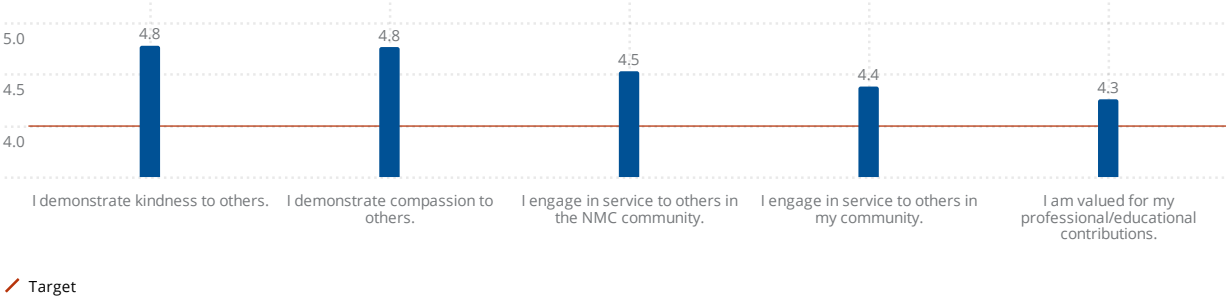
I feel at NMC:



| Statement | Mission |
|--|---------|
| My role at NMC contributes to our mission. | 4.6 |

CARING

I feel at NMC: 104

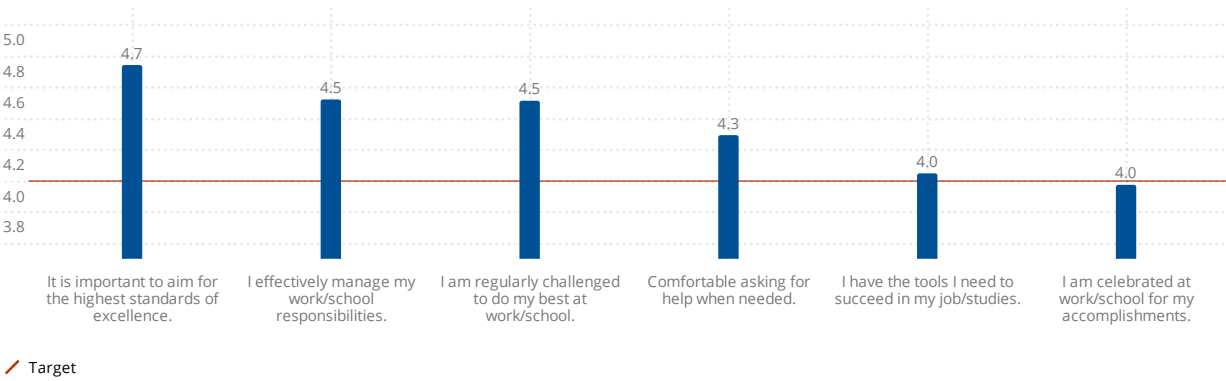


I feel at NMC: 104

| Statement: | Strongly Agree | Agree | Neither A/D | Disagree | Strongly Disagree | Avg |
|--|----------------|-------|-------------|----------|-------------------|-----|
| I demonstrate kindness to others. | 81% | 18% | 0% | 0% | 1% | 4.8 |
| I demonstrate compassion to others. | 80% | 19% | 0% | 0% | 1% | 4.8 |
| I engage in service to others in the NMC community. | 62% | 32% | 6% | 0% | 1% | 4.5 |
| I engage in service to others in my community. | 55% | 34% | 8% | 2% | 2% | 4.4 |
| I am valued for my professional/educational contributions. | 46% | 39% | 10% | 4% | 1% | 4.3 |

EXCELLENCE

I feel at NMC: 104

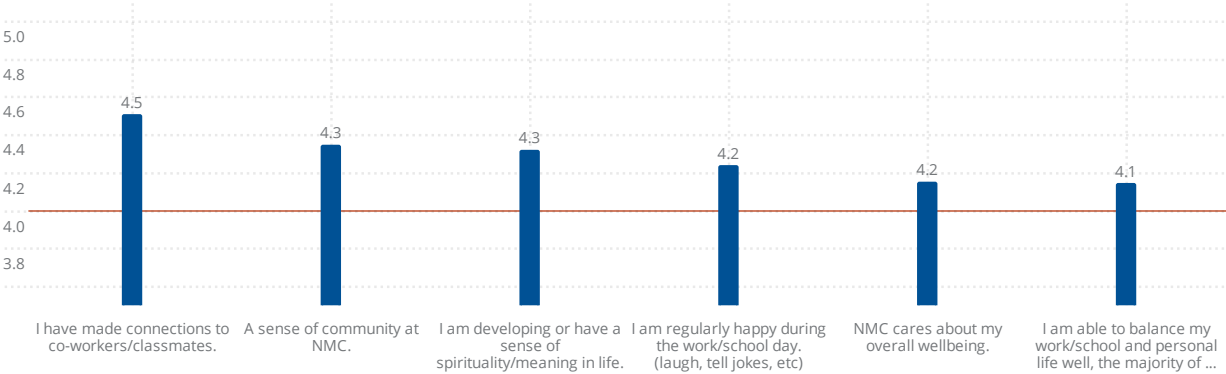


I feel at NMC: 104

| Statement: | Strongly Agree | Agree | Neither A/D | Disagree | Strongly Disagree | Avg |
|---|----------------|-------|-------------|----------|-------------------|-----|
| It is important to aim for the highest standards of excellence. | 78% | 20% | 1% | 0% | 1% | 4.7 |
| I effectively manage my work/school responsibilities. | 59% | 38% | 2% | 1% | 1% | 4.5 |
| I am regularly challenged to do my best at work/school. | 59% | 36% | 5% | 0% | 1% | 4.5 |
| Comfortable asking for help when needed. | 48% | 40% | 5% | 6% | 1% | 4.3 |
| I have the tools I need to succeed in my job/studies. | 34% | 46% | 13% | 7% | 1% | 4.0 |
| I am celebrated at work/school for my accomplishments. | 29% | 51% | 12% | 6% | 3% | 4.0 |

HOLISM

I feel at NMC: 104



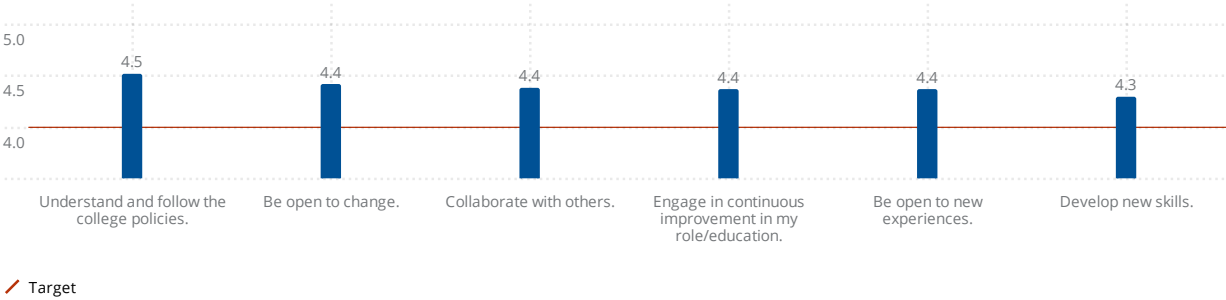
Target

I feel at NMC: 104

| Statement: | Strongly Agree | Agree | Neither A/D | Disagree | Strongly Disagree | Avg |
|---|----------------|-------|-------------|----------|-------------------|-----|
| I have made connections to co-workers/classmates. | 57% | 40% | 1% | 1% | 1% | 4.5 |
| A sense of community at NMC. | 51% | 37% | 10% | 2% | 1% | 4.3 |
| I am developing or have a sense of spirituality/meaning in life. | 48% | 39% | 10% | 2% | 1% | 4.3 |
| I am regularly happy during the work/school day. (laugh, tell jokes, etc) | 40% | 48% | 9% | 1% | 2% | 4.2 |
| NMC cares about my overall wellbeing. | 44% | 34% | 16% | 5% | 1% | 4.2 |
| I am able to balance my work/school and personal life well, the majority of the time. | 35% | 52% | 8% | 5% | 1% | 4.1 |

LEARNING

I feel at NMC: 104

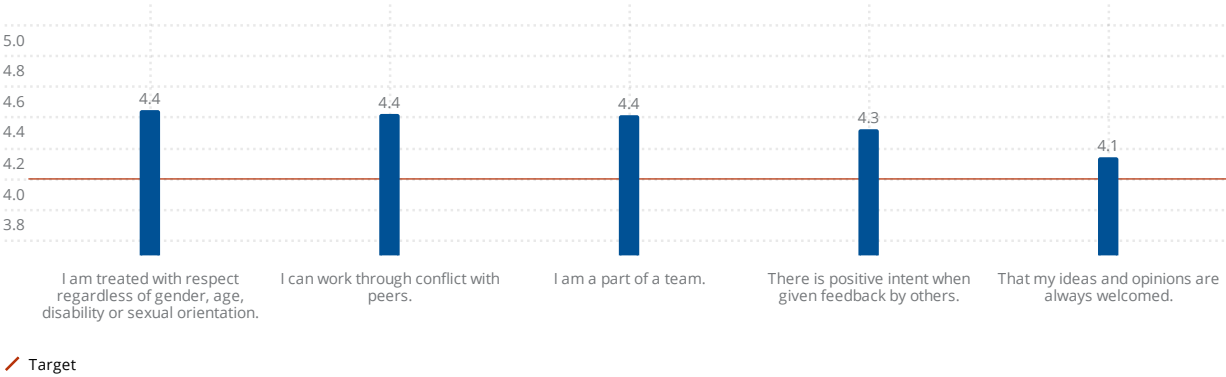


I feel at NMC: 104

| Statement: | Strongly Agree | Agree | Neither A/D | Disagree | Strongly Disagree | Avg |
|--|----------------|-------|-------------|----------|-------------------|-----|
| Understand and follow the college policies. | 59% | 37% | 4% | 0% | 1% | 4.5 |
| Collaborate with others. | 56% | 33% | 7% | 3% | 2% | 4.4 |
| Be open to change. | 52% | 41% | 5% | 0% | 2% | 4.4 |
| Engage in continuous improvement in my role/education. | 51% | 39% | 7% | 1% | 2% | 4.4 |
| Be open to new experiences. | 49% | 42% | 7% | 0% | 2% | 4.4 |
| Develop new skills. | 46% | 42% | 8% | 3% | 1% | 4.3 |

RESPECT

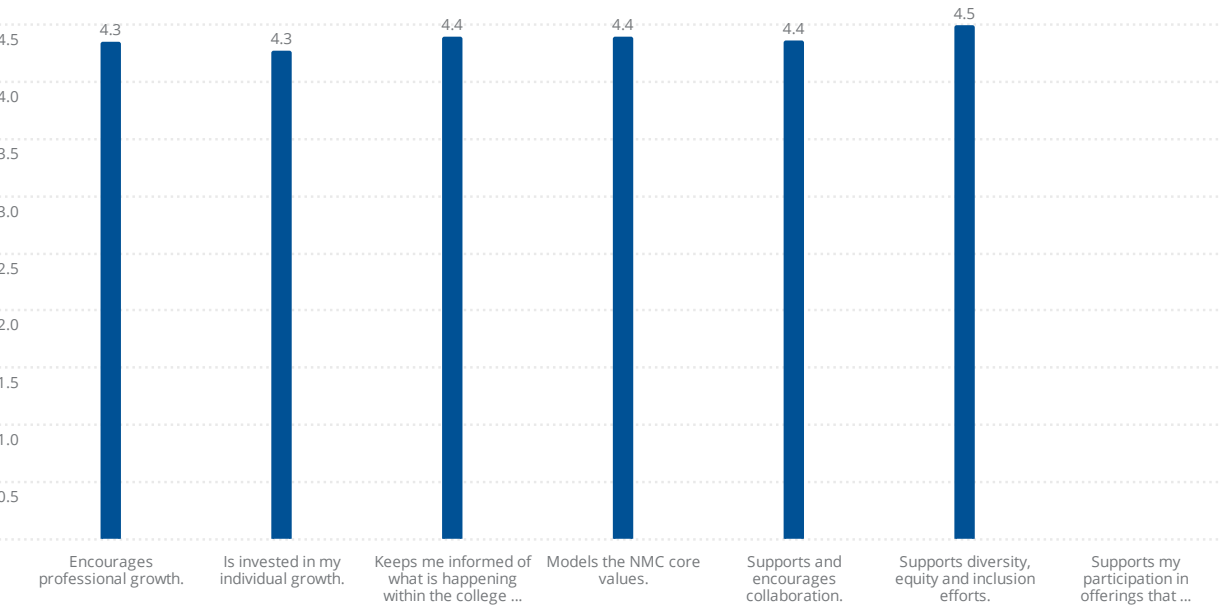
I feel at NMC: 104



I feel at NMC: 104

| Statement: | Strongly Agree | Agree | Neither A/D | Disagree | Strongly Disagree | Avg |
|--|----------------|-------|-------------|----------|-------------------|-----|
| I am treated with respect regardless of gender, age, disability or sexual orientation. | 56% | 37% | 5% | 2% | 1% | 4.4 |
| I am a part of a team. | 55% | 37% | 3% | 3% | 2% | 4.4 |
| I can work through conflict with peers. | 49% | 46% | 4% | 0% | 1% | 4.4 |
| There is positive intent when given feedback by others. | 48% | 41% | 7% | 2% | 2% | 4.3 |
| That my ideas and opinions are always welcomed. | 44% | 38% | 8% | 9% | 2% | 4.1 |

My supervisor: 104



My supervisor: 104

| My supervisor: | Strongly Agree | Agree | Neither | Disagree | Strongly Disagree | Avg ▼ |
|---|----------------|-------|---------|----------|-------------------|-------|
| Supports diversity, equity and inclusion efforts. | 63% | 27% | 9% | 1% | 1% | 4.5 |
| Models the NMC core values. | 61% | 28% | 3% | 7% | 2% | 4.4 |
| Keeps me informed of what is happening within the college and my department. | 58% | 31% | 7% | 2% | 3% | 4.4 |
| Supports and encourages collaboration. | 59% | 29% | 6% | 3% | 4% | 4.4 |
| Encourages professional growth. | 60% | 25% | 8% | 6% | 2% | 4.3 |
| Is invested in my individual growth. | 57% | 24% | 12% | 5% | 3% | 4.3 |
| Supports my participation in offerings that contribute to personal or professional growth. (2023) | - | - | - | - | - | - |

My supervisor: 104

| Responses | Count |
|---|-------|
| Encourages professional growth. | 104 |
| Is invested in my individual growth. | 104 |
| Keeps me informed of what is happening within the college and my department. | 104 |
| Models the NMC core values. | 104 |
| Supports and encourages collaboration. | 104 |
| Supports diversity, equity and inclusion efforts. | 104 |
| Supports my participation in offerings that contribute to personal or professional growth. (2023) | 0 |